


Van Zandt County
Monthly Financial & Investment Report
Month Ending December 31, 2021

TO BE RECORDED IN THE JANUARY 19, 2022 MINUTES

OF THE COMMISSIONERS' COURT

BY VAN ZANDT COUNTY CLERK.


SUBMITTED THIS THE 18th DAY OF JANUARY 2022




Kenny Edwards, Treasurer

The Van Zandt County Commissioners' Court, having reviewed the Treasurer's Report as presented, having taken reasonable steps to ensure its accuracy, and based upon presentations of the Treasurer's Office, does hereby approve the Report, subject to the independent auditor's review and does further order that it be filed with the official minutes of this meeting. {LGC 114.026(c)}

In addition, the below signatures affirm that the Treasurers' Report complies with statutes as referenced. {LGC 114.026(d)}S



Don Kirkpatrick, Van Zandt County Judge



Chad LaPrade

Commissioner Precinct #1




Keith Pearson

Commissioner Precinct #3



Virgil Melton, Jr.

Commissioner Precinct #2



Tim West

Commissioner Precinct #4


Van Zandt County
Monthly Financial & Investment Report
Month Ending December 31, 2021

TO BE RECORDED IN THE JANUARY 19, 2022 MINUTES

OF THE COMMISSIONERS' COURT

BY VAN ZANDT COUNTY CLERK.

SUBMITTED THIS THE 18th DAY OF JANUARY 2022



Kenny Edwards, Treasurer

The Van Zandt County Commissioners' Court, having reviewed the Treasurer's Report as presented, having taken reasonable steps to ensure its accuracy, and based upon presentations of the Treasurer's Office, does hereby approve the Report, subject to the independent auditor's review and does further order that it be filed with the official minutes of this meeting. {LGC 114.026(c)}

In addition, the below signatures affirm that the Treasurers' Report complies with statutes as referenced. {LGC 114.026(d)}S

Don Kirkpatrick, Van Zandt County Judge

Chad LaPrade

Commissioner Precinct #1

Keith Pearson

Commissioner Precinct #3

Virgil Melton, Jr.

Commissioner Precinct #2

Tim West

Commissioner Precinct #4

COMBINED STATEMENT OF CASH POSITION FOR DECEMBER

FUND NAME	CHECKING ACCOUNT	CHECKING AMOUNT	TDOA ACCOUNT	TDOA AMOUNT	FUND TOTAL
2022 010 GENERAL FUND	FIN CLEAR AMERICAN CTY JURY	198,891.02 3,411.00	TDOA MBIA	1,561,945.01 6,534,399.35	8,298,646.38
2022 012 RESERVE FUNDS	FIN CLEAR		TDOA MBIA		
2022 015 SHERIFF CHAPTER 59 FORFEITURE CLEAR AMERICAN		3,393.92	TDOA MBIA	21,364.67	24,758.59
2022 016 DA FORFEITURE FUND	FIN CLEAR		TDOA MBIA		
	ESCROW #1	2,463.15			
	ESCROW #2	9,732.69			
	ESCROW #3	6,004.27			
	ESCROW #4				
	ESCROW #5				
	ESCROW #6	2,000.33			
	ESCROW #7	934.14			
	ESCROW #8	1,052.10			
	ESCROW #9	29,071.03			
	ESCROW #10	5,590.55			
	ESCROW #11				
	ESCROW #12				
	ESCROW #13				
	ESCROW #14				
	ESCROW #15				
	ESCROW #16				
	ESCROW #17				
	ESCROW #18	6,483.40			
	ESCROW #19				
	ESCROW #20				
	ESCROW #21				
	ESCROW #22				
	ESCROW #23				
	ESCROW #24				
	ESCROW #25				
	ESCROW #26				
	ESCROW #27				
	ESCROW #28	2,928.82			
	ESCROW #29				
	ESCROW #30				
	ESCROW #31				
	ESCROW #32				
	ESCROW #33				
	ESCROW #34				
	ESCROW #35				
	ESCROW #36				
	ESCROW #37				
	ESCROW #38				
	ESCROW #39				
	ESCROW #40				
	ESCROW #41				
	ESCROW #42				
	ESCROW #43				
	ESCROW #44				
	ESCROW #45				

COMBINED STATEMENT OF CASH POSITION FOR DECEMBER

FUND NAME	CHECKING ACCOUNT	CHECKING AMOUNT	TDOA ACCOUNT	TDOA AMOUNT	FUND TOTAL
2022 017 BUILDING SECURITY FUND	ESCROW #46				
	ESCROW #47				
	ESCROW #48				
	ESCROW #49				
	ESCROW #50				
	ESCROW #51				
	ESCROW #52				
	ESCROW #53				
	ESCROW #54				
	ESCROW #55				
	ESCROW #56				
	ESCROW #57				
	ESCROW #58				
	ESCROW #59				
	ESCROW #60				
	ESCROW #61				
	ESCROW #62				
	ESCROW #63				
	ESCROW #64				
	ESCROW #65				
ESCROW #66					
ESCROW #67					
ESCROW #68					
ESCROW #69					
ESCROW #70					
ESCROW #71					
ESCROW #72					
ESCROW #73					
ESCROW #74					
ESCROW #75					
ESCROW #76					
ESCROW #77					
ESCROW #78					
ESCROW #79					
ESCROW #80					
ESCROW #81					
ESCROW #82					
ESCROW #83					
ESCROW #84					
ESCROW #85					
ESCROW #86					
ESCROW #87					
ESCROW #88					
		641.01			
	FIN CLEAR				
		7,971.54	TDOA MBIA	20,021.95	66,901.49
2022 018 JUSTICE COURI BLDG SECURITY FUND	FIN CLEAR				
		3,347.61	TDOA	9,414.95	27,993.49
2022 019 DA FORFEITURE FUND	ESCROW #13				
	ESCROW #14				
	ESCROW #15				
	ESCROW #16				
	ESCROW #45				
	FIN CLEAR				
		77,498.71	TDOA	196,648.48	
2022 021 ROAD & BRIDGE - PCT. 1	FIN CLEAR				

FUND NAME	CHECKING ACCOUNT	CHECKING AMOUNT	TDOA ACCOUNT	TDOA AMOUNT	FUND TOTAL
2022 022 ROAD & BRIDGE - PCT. 2	FIN CLEAR	171,772.25	TDOA MBIA	476,671.82	1,026,608.16
2022 023 ROAD & BRIDGE - PCT. 3	FIN CLEAR	57,322.58	TDOA MBIA	378,164.09	926,217.75
2022 024 ROAD & BRIDGE - PCT. 4	FIN CLEAR	135,512.42	TDOA MBIA	163,397.50	855,916.77
2022 026 ROAD & BRIDGE - GEN	FIN CLEAR	5,845.13	TDOA MBIA	705,497.67	6,867.05
2022 035 VICTIM COORDINATOR GRANT	FIN CLEAR	10,233.73-	TDOA MBIA	1,021.92	10,233.73-
2022 036 DA FORFEITURE FUND II	FIN CLEAR	116,378.71	TDOA MBIA	72,242.57	188,621.28
2022 037 CONSTABLE PCT #4 SEIZURE	FIN CLEAR	819.89	TDOA MBIA	3,885.45	4,705.34
2022 040 COUNTY LAW LIBRARY FUND	FIN CLEAR	5,605.76	TDOA MBIA	74,761.17	80,366.93
2022 042 COUNTY FREE LIBRARY	FIN CLEAR	37,467.74	TDOA MBIA	112,994.31	37,467.74
2022 047 DIGITIZE RECORDS	FIN CLEAR	10,187.98	TDOA MBIA	34,475.40	123,182.29
2022 048 SUPPLEMENTAL GUARDIANSHIP	FIN CLEAR	6,428.22	TDOA MBIA	8,287.72	40,903.62
2022 049 COUNTY CHILD ABUSE PREVENTION	FIN CLEAR	2,811.15	TDOA MBIA	8,000.94	11,098.87
2022 050 COURT RELATED PROGRAMS	FIN CLEAR	3,920.49	TDOA MBIA	4,992.26	11,921.43
2022 052 COUNTY & DISTRICT TECH FUND	FIN CLEAR	3,534.85	TDOA MBIA	321,697.96	8,527.11
2022 053 CAPITALCREDITSECONOMICDEVELOP	FIN CLEAR	125.33	TDOA MBIA	35,025.86	356,849.15
2022 054 DISTRICT CLERK TECHNOLOGY FUND	FIN CLEAR	2,066.24	TDOA MBIA	23,052.53	25,118.77
2022 055 CHAPTER 19	FIN CLEAR		TDOA MBIA	4.85	4.85
2022 056 COUNTY RECORDS FUND	FIN CLEAR	5,017.39	TDOA MBIA	155,174.96	160,192.35
2022 057 COUNTY CLERK RECORDS FUND	FIN CLEAR	13,817.12	TDOA MBIA	369,034.78	382,851.90

FUND NAME	CHECKING ACCOUNT	CHECKING AMOUNT	TDOA ACCOUNT	TDOA AMOUNT	FUND TOTAL
2022 058 DISTRICT CLERK RECORDS FUND	FIN CLEAR	8,687.39	TDOA	9,457.56	18,144.95
2022 059 COUNTY CLERK ARCHIVE	FIN CLEAR	15,167.65	TDOA	635,958.41	651,126.06
2022 070 PERMANENT IMPROVEMENT FUND	FIN CLEAR		TDOA		
2022 075 RIGHT-OF-WAY FUND	FIN CLEAR		TDOA		
2022 084 TAX ANTICIPATION NOTES	FIN CLEAR		TDOA		
2022 085 DEBT SERVICE FUND	DEBT CL	149,317.55	TDOA	636,573.98	785,891.67
2022 087 VZC INDIGENT HEALTH PROGRAM	FIN CLEAR	26,226.01	TDOA	114,192.06	140,418.07
2022 088 SOIL CONSERVATION DIST FUND	FIN CLEAR	24,665.97-	TDOA	64,390.65	39,724.68
2022 090 APPELLATE JUSTICE SYSTEM	FIN CLEAR	1,300.35	TDOA	1,300.35	1,300.35
2022 095 PAYROLL CLEARING ACCOUNT	PAYCLEAR	194,039.82	MBIA	194,039.82	194,039.82
2022 096 GEN FIXED ASSETS ACCOUNT	GRP		MBIA		
2022 097 LONG TERM DEBT GROUP			MBIA		
2022 131 VAN ZANDT COUNTY JAIL	FIN CLEAR	3,281.08	TDOA	371,012.68	374,293.76
2022 132 VAN ZANDT COUNTY SHERIFF	DEPFIN CLEAR	8,038.61	TDOA	292,000.00	300,038.61
2022 145 SOLID WASTE GRANT	FIN CLEAR				
2022 147 2020 HAVA CARES ACT	FIN CLEAR	1,820.16	TDOA	15,037.03	16,857.19
2022 400 FRUITVALE 2021 TXCDBG	722048WATER				
2022 401 BENWHEELERWSC	71348911131115				
2022 402 LITTLEHOPEMOOREMSC	7130260813				
2022 540 PRETRIAL SUPERVISION	FIN CLEAR	1,891.48	TDOA	123,169.85	125,061.33
2022 541 COMMUNITY SUP & CORRECTIONS	FIN CLEAR	24,366.04	TDOA	249,685.60	274,051.64
2022 542 ADULT PROBATION CIVIL	FIN CLEAR	7,179.06	TDOA	51,169.32	369,890.59
			MBIA	311,542.21	

FUND NAME	CHECKING ACCOUNT	CHECKING AMOUNT	TDOA ACCOUNT	TDOA AMOUNT	FUND TOTAL
2022 543 HIGH RISK SUBSTANCE ABUSE -CFIN CLEAR	FIN CLEAR	3,384.97	TDOA MBIA		3,384.97
2022 544 HIGH RISK SEX OFFENDER -CCE FIN CLEAR	FIN CLEAR	13,267.12	TDOA		13,267.12
2022 545 GRANT C COMMIT REDUCTION PROFIN CLEAR	FIN CLEAR	.63	TDOA MBIA		.63
2022 546 JUVENILE PROBATION FUND	FIN CLEAR	18,527.10	TDOA MBIA	220,000.00	358,527.10
2022 547 VZCJPD STATE AID GRANT A	FIN CLEAR	59,222.71	TDOA MBIA		59,222.71
2022 549 VZCJPD - GRANT N	FIN CLEAR	4,479.81	TDOA MBIA		4,479.81
2022 550 D A SUPPLEMENTAL FUND	FIN CLEAR	1,342.67-	TDOA MBIA		1,342.67-
2022 551 VOICES - JUV CUD GRANT	FIN CLEAR		TDOA		
2022 552 ETCOG RESIDENTIAL	FIN CLEAR	61.00-	TDOA MBIA	24,049.99	24,244.21
2022 555 JUVENILE PROBATION INTEREST FIN CLEAR	FIN CLEAR	104.32	TDOA MBIA	89.90	18,357.23
2022 556 REGIONAL SRVICE ENHANCEMENTFIN CLEAR	FIN CLEAR	18,357.23			18,357.23
2022 558 GRANT S	FIN CLEAR	48,006.49			48,006.49
2022 559 MENTAL IMPAIRMENT CASELOAD	FIN CLEAR	5,299.39	TDOA MBIA		5,299.39
2022 565 INDIGENT DEFENSE GRANT	FIN CLEAR	3,532.71	TDOA	38,142.64	41,675.35
2022 567 FIRE MARSHAL	FIN CLEAR	25,758.95	TDOA MBIA	194,308.47	330,149.19
2022 568 TECHNOLOGY RESOURCES	FIN CLEAR	1.07	TDOA		1.07
2022 569 HAVA ELECTION GRANT	FIN CLEAR	5,304.60	TDOA	15,216.71	20,521.31
2022 570 GOLDEN WATER SUPPLY CORP	FIN CLEAR				
2022 580 D.A. CHECK COLLECTION FUND	FIN CLEAR	786.05	TDOA MBIA		8,681.54
2022 591 CONSTABLE #1 TIREOSE FUND	FIN CLEAR	2,425.54	TDOA MBIA	.33	9,467.59
2022 592 CONSTABLE #2 TIREOSE FUND	FIN CLEAR	2,692.48	MBIA		2,425.87
2022 593 CONSTABLE #3 TIREOSE FUND	FIN CLEAR	1,359.92	MBIA		2,692.48
2022 594 CONSTABLE #4 TIREOSE FUND	FIN CLEAR	37.71	TDOA MBIA	4,905.66	1,359.92
					4,943.37

DATE 01/13/2022 TIME 10:42

COMBINED STATEMENT OF CASH POSITION FOR DECEMBER

GEL102 PAGE 6

FUND NAME	CHECKING ACCOUNT	CHECKING AMOUNT	TDOA ACCOUNT	TDOA AMOUNT	FUND TOTAL
2022 595 SHERIFF TIEOSE FUND	FIN CLEAR	3,331.99	TDOA MBIA	9,010.90	12,342.89
2022 596 DA TIEOSE FUND	FIN CLEAR	2,605.29	MBIA		2,605.29
2022 600 JUSTICE COURT TECHNOLOGY FUNDFIN CLEAR		1,031.00	TDOA MBIA	50,692.18	51,723.18
2022 800 CONTRIBUTION RELIEF FUND	FIN CLEAR		TDOA	16,082.93	16,082.93
2022 802 VETERAN'S MEMORIAL WALL FUNDFIN CLEAR			TDOA		
2022 803 HISTORICAL COMMISSION	FIN CLEAR	5,466.85	TDOA	5,286.44	10,753.29
2022 804 VAN TORNADO-ASSISTANCE	FIN CLEAR				
2022 805 FEMA - DEC 2015 STORM	FIN CLEAR		TDOA		
2022 806 FEMA APRIL 2016 STORM	FIN CLEAR				
2022 807 HAZARD MITIGATION GRANT	FIN CLEAR		TDOA		
2022 808 COURTHOUSE PLANNING GRANT	FIN CLEAR				
2022 809 PRETRIAL INTERVENTION PROGRAMFIN CLEAR		2,491.80	TDOA	42,361.39	44,853.19
2022 810 SHERIFF JUSTICE FORFEITURE FIN CLEAR		870.00	TDOA	25,456.88	26,326.88
2022 811 SHERIFF TREASURY FORFEITURE FIN CLEAR			TDOA		
2022 812 CONSTABLE PCT #1 FORFEITURE FIN CLEAR		500.00	TDOA		500.00
2022 813 VOICES - JUV CJD GRANT	FIN CLEAR	14,529.30-			14,529.30-
2022 814 LOCAL TRUANCY PREVENTION & DFIN CLEAR		4,029.92	TDOA	10,000.00	14,029.92
2022 815 COVID -19	FIN CLEAR		TDOA MBIA TX CLASS		
2022 816 COUNTY INFRASTRUCTURE FUND GRANTFIN CLEAR		110,155.64-	TDOA MBIA		110,155.64-
2022 817 AMERICAN RESCUE PLAN	FIN CLEAR		TDOA MBIA TX CLASS	5,497,663.23	5,497,663.23
TOTAL		1,453,251.08		21,734,237.86	23,187,488.94

CHECK ACCOUNT

CHECK

ACCOUNT BALANCE - FIN CLEAR	1,039,581.22
ACCOUNT BALANCE - CITY JURY	3,411.00
ACCOUNT BALANCE - ESCROW #1	2,463.15
ACCOUNT BALANCE - ESCROW #2	9,732.69
ACCOUNT BALANCE - ESCROW #3	6,002.27
ACCOUNT BALANCE - ESCROW #7	2,000.33
ACCOUNT BALANCE - ESCROW #8	934.14
ACCOUNT BALANCE - ESCROW #9	1,052.10
ACCOUNT BALANCE - ESCROW #10	29,071.03
ACCOUNT BALANCE - ESCROW #11	5,590.55
ACCOUNT BALANCE - ESCROW #17	6,483.40
ACCOUNT BALANCE - ESCROW #27	2,928.82
ACCOUNT BALANCE - ESCROW #84	2,641.01
ACCOUNT BALANCE - DEBT CL	149,317.55
ACCOUNT BALANCE - PAYCLEAR	194,039.82
TOTAL	<u>1,453,251.08</u>

TDOA ACCOUNT

TDOA

ACCOUNT BALANCE - TDOA	6,394,288.08
ACCOUNT BALANCE - MBTA	9,842,286.55
ACCOUNT BALANCE - TX CLASS	5,497,663.23
TOTAL	<u>21,734,237.86</u>

FUND NAME	***** MONTH TO DATE ***** REVENUES	***** YEAR TO DATE ***** REVENUES	***** MONTH TO DATE ***** EXPENSES	***** YEAR TO DATE ***** EXPENSES
2022 GENERAL FUND	2,004,394.06	3,200,750.10	1,223,896.68	3,129,187.80
2022 RESERVE FUNDS	.00	.00	.00	.00
2022 SHERIFF CHAPTER 59 FORFEITURE	.66	4.06	.00	.00
2022 DA FORFEITURE FUND	.00	.00	.00	.00
2022 BUILDING SECURITY FUND	4,695.28	11,719.87	4,588.30	13,248.19
2022 JUSTICE COURT BLDG SECURITY	185.08	374.30	248.00	496.00
2022 DA FORFEITURE FUND	.00	.00	.00	.00
2022 ROAD & BRIDGE - PCT. 1	278,915.73	447,885.41	158,986.68	471,217.10
2022 ROAD & BRIDGE - PCT. 2	346,052.85	555,136.44	121,559.28	687,319.19
2022 ROAD & BRIDGE - PCT. 3	314,136.40	500,881.57	252,682.12	573,432.78
2022 ROAD & BRIDGE - PCT. 4	268,639.21	438,242.31	104,243.14	214,990.51
2022 ROAD & BRIDGE - GEN	4,668.00	14,004.06	4,075.19	11,611.45
2022 VICTIM COORDINATOR GRANT	3,818.45	3,818.45	4,637.42	15,130.37
2022 DA FORFEITURE FUND II	116,348.87	141,010.22	80,982.96	84,233.82
2022 CONSTABLE PCT #4 SEIZURE	.12	.35	.00	.00
2022 COUNTY LAW LIBRARY FUND	2,767.34	6,166.96	2,188.15	4,530.80
2022 COUNTY FREE LIBRARY	11,261.96	33,860.98	10,531.05	26,641.18
2022 DIGITIZE RECORDS	1,731.00	3,806.19	.00	.00
2022 SUPPLEMENTAL GUARDIANSHIP	481.07	1,023.19	.00	.00
2022 COUNTY CHILD ABUSE PREVENTION	12.77	17.55	.00	.00
2022 COURT RELATED PROGRAMS	705.32	1,599.01	.00	.00
2022 COUNTY & DISTRICT TECH FUND	165.09	368.33	.00	.00
2022 CAPITALCREDITSECONOMICDEVELOP	12.13	34.94	.00	.00
2022 DISTRICT CLERK TECHNOLOGY FUND	605.72	1,482.85	.00	19,605.00
2022 CHAPTER 19	4.85	4.85	.00	.00
2022 COUNTY RECORDS FUND	894.35	1,887.15	600.00	600.00

FUND NAME	***** MONTH TO DATE ***** REVENUES	***** YEAR TO DATE ***** EXPENSES	***** MONTH TO DATE ***** REVENUES	***** YEAR TO DATE ***** EXPENSES
2022 COUNTY CLERK RECORDS FUND	12,128.38	5,964.10	24,889.15	5,964.10
2022 DISTRICT CLERK RECORDS FUND	346.40	.00	804.44	.00
2022 COUNTY CLERK ARCHIVE	12,109.00	.00	24,846.90	.00
2022 PERMANENT IMPROVEMENT FUND	.00	.00	.00	.00
2022 RIGHT-OF-WAY FUND	.00	.00	.00	.00
2022 TAX ANTICIPATION NOTES	.00	.00	.00	.00
2022 DEBT SERVICE FUND	86,095.07	.00	134,606.69	.00
2022 VZC INDIGENT HEALTH PROGRAM	18,333.00	15,382.78	54,999.00	32,539.91
2022 SOIL CONSERVATION DIST FUND	147,592.10	178,223.25	147,596.37	238,928.25
2022 APPELLATE JUSTICE SYSTEM FUND	395.00	.00	880.00	1,265.00
2022 PAYROLL CLEARING ACCOUNT.	.00	.00	.00	.00
2022 GEN FIXED ASSETS ACCOUNT GRP	.00	.00	.00	.00
2022 LONG TERM DEBT GROUP	.00	.00	.00	.00
2022 VAN ZANDT COUNTY JAIL	237,063.80	222,825.60	714,589.16	581,713.43
2022 VAN ZANDT COUNTY SHERIFF DEPT	275,266.90	364,315.13	816,513.47	765,121.28
2022 SOLID WASTE GRANT	.00	.00	.00	.00
2022 2020 HAVA CARES ACT	.47	.00	1.39	26.58
2022 FRUITVALE 2021 TXCDBG 7220480	6,050.00	6,050.00	6,050.00	6,050.00
2022 BENWHEELERWSC 71348911131115	.00	.00	.00	.00
2022 LITTLEHOPEMOOREWSC713026081315	.00	.00	.00	.00
2022 PRETRIAL SUPERVISION	4,078.86	4,411.10	14,974.54	17,318.65
2022 COMMUNITY SUP & CORRECTIONS	62,314.81	44,763.96	193,698.02	172,782.22
2022 ADULT PROBATION CIVIL	1,059.92	1,222.93	3,901.34	4,908.81
2022 HIGH RISK SUBSTANCE ABUSE -CCP	6,649.00	3,897.73	18,003.59	15,252.32
2022 HIGH RISK SEX OFFENDER -CCP	15,505.00	4,680.58	31,010.00	18,308.22
2022 GRANT C COMMIT REDUCTION PROG	.00	.00	.00	.00

FUND NAME	**** MONTH TO DATE **** REVENUES	**** YEAR TO DATE **** REVENUES	**** MONTH TO DATE **** EXPENSES	**** YEAR TO DATE **** EXPENSES
2022 JUVENILE PROBATION FUND	40,637.00	43,134.76	130,410.93	166,736.28
2022 VZCJPD STATE AID GRANT A	39,390.00	35,261.18	196,945.00	140,182.91
2022 VZCJPD - GRANT N	.00	.00	.00	.00
2022 D A SUPPLEMENTAL FUND	7,500.00	1,721.21	.00	4,843.33
2022 VOICES - JUV CJD GRANT	.00	.00	.00	.00
2022 ETCOG RESIDENTIAL	900.00	.00	1,950.00	.00
2022 JUVENILE PROBATION INTEREST	15.18	.00	50.94	.00
2022 REGIONAL SERVICE ENHANCEMENT	6,966.00	6,252.40	39,938.80	21,688.51
2022 GRANT S	11,419.00	7,673.88	57,095.00	9,481.07
2022 MENTAL IMPAIRMENT CASELOAD	8,618.00	3,851.69	20,018.52	15,252.21
2022 INDIGENT DEFENSE GRANT	.00	4,127.29	.00	11,723.49
2022 FIRE MARSHAL	28,697.57	10,601.41	54,581.99	30,967.36
2022 TECHNOLOGY RESOURCES	.00	.00	.00	.00
2022 HAVA ELECTION GRANT	.47	.00	1.40	.00
2022 GOLDEN WATER SUPPLY CORP	.00	.00	.00	.00
2022 D.A. CHECK COLLECTION FUND	.27	242.05	51.31	680.85
2022 CONSTABLE #1 TLEOSE FUND	.00	.00	.00	585.99
2022 CONSTABLE #2 TLEOSE FUND	.00	.00	.00	.00
2022 CONSTABLE #3 TLEOSE FUND	.00	.00	.00	.00
2022 CONSTABLE #4 TLEOSE FUND	.15	.00	.44	.00
2022 SHERIFF TLEOSE FUND	.28	.00	.83	.00
2022 DA TLEOSE FUND	.00	.00	.00	.00
2022 JUSTICE COURT TECHNOLOGY FUND	621.01	.00	1,263.22	9,969.28
2022 CONTRIBUTION RELIEF FUND	.00	.00	.00	.00
2022 VETERAN'S MEMORIAL WALL FUND	.00	.00	.00	.00
2022 HISTORICAL COMMISSION	475.16	.00	1,970.48	50.00

COMBINED STATEMENT OF REVENUES AND EXPENSES FOR DECEMBER THRU DECEMBER

FUND NAME	***** MONTH TO DATE ***** REVENUES	***** YEAR TO DATE ***** REVENUES	***** MONTH TO DATE ***** EXPENSES	***** YEAR TO DATE ***** EXPENSES
2022 VAN TORNADO-ASSISTANCE	.00	.00	.00	.00
2022 FEMA - DEC 2015 STORM	.00	.00	.00	.00
2022 FEMA APRIL 2016 STORM	.00	.00	.00	.00
2022 HAZARD MITIGATION GRANT	.00	.00	.00	.00
2022 COURTHOUSE PIANNING GRANT	.00	.00	.00	.00
2022 PRETRIAL INTERVENTION PROGRAM	1,501.32	3,154.32	1,468.25	4,111.64
2022 SHERIFF JUSTICE FORFEITURE FUN	.79	2.36	.00	.00
2022 SHERIFF TREASURY FORFEITURE FU	.00	.00	.00	.00
2022 CONSTABLE PCT #1 FORFEITURE FU	.00	.00	.00	.00
2022 VOICES - JUV CJD GRANT	.00	3,526.54-	3,083.72	11,352.27
2022 LOCAL TRUANCY PREVENTION & DIV	702.27	1,377.87	.00	.00
2022 COVID -19	.00	.00	35.96-	.00
2022 COUNTY INFRASTURE FUND GRANT	.00	51,459.06-	.00	.00
2022 AMERICAN RESCUE PLAN	323.26	770.09	.00	.00
TOTAL	4,393,251.75	8,006,041.10	2,938,338.01	7,540,048.15

ACCOUNT NAME	BEGINNING CASH BALANCE	CASH RECEIPTS	CASH DISBURSEMENTS	ENDING CASH BALANCE
2022 010 GENERAL FUND				
CASH	14,114.90	2,825,014.43	2,612,008.51	198,891.02
COINS	1.00	.00	.00	1.00
RETURNED CHECK FEES	.00	.00	.00	.00
AMERICAN NATIONAL CASH	.00	.00	.00	.00
VZC JURY CASH CLEARING	3,411.00	.00	.00	3,411.00
WZC CHECKING DEBT SERVICE	.00	.00	.00	.00
PETTY CASH COLLECTION-PCT. 1	100.00	.00	.00	100.00
PETTY CASH-CITY CLERK	500.00	.00	.00	500.00
PETTY CASH-DIST CLERK	400.00	.00	.00	400.00
COUNTY COURT JURY CASH	1,250.00	.00	.00	1,250.00
DISTRICT COURT JURY CASH	1,250.00	400.00	400.00	1,250.00
PETTY CASH-JP #1	200.00	.00	.00	200.00
PETTY CASH-JP #2	200.00	.00	.00	200.00
PETTY CASH - JP#4	200.00	.00	.00	200.00
PETTY CASH-SHERIFF	3,300.00	.00	.00	3,300.00
PETTY CASH-TAX COLLECTOR	.00	.00	.00	.00
PETTY CASH - TAX COLL (BOAT)	2.70	.00	.00	2.70
PETTY CASH-TAX (BOAT CK ACCT)	898,893.26	1,181,061.75	518,000.00	1,561,945.01
TIME DEPOSIT ON ACCOUNT	6,534,013.10	384.23	.00	6,534,397.33
MBIA MUNICIPAL INVESTORS SERV	7,429,598.16	4,006,860.43	3,130,408.51	8,306,050.08
FUND TOTALS				
2022 012 RESERVE FUNDS				
CASH	.00	.00	.00	.00
TIME DEPOSIT ON ACCOUNT	.00	.00	.00	.00
MBIA MUNICIPAL INVESTORS SERV	.00	.00	.00	.00
FUND TOTALS	.00	.00	.00	.00
2022 015 SHERIFF CHAPTER 59 FORFEITURE				
CASH	3,393.92	.00	.00	3,393.92
AMERICAN NATIONAL CASH	.00	.00	.00	.00
CASH-OTHER	21,364.01	.00	.00	21,364.01
TIME DEPOSIT ON ACCOUNT	.00	.00	.00	.00
MBIA MUNICIPAL INVESTORS SERV	24,757.93	.66	.00	24,758.59
FUND TOTALS				
2022 016 DA FORFEITURE FUND				
CASH	.00	.00	.00	.00
A. ESCROW/BART ROGERS	2,463.04	.11	.00	2,463.15
D. A. ESCROW	9,732.27	.42	.00	9,732.69
D. A. ESCROW/CALE	6,004.04	.23	.00	6,004.27
D. A. ESCROW/RODRIGUEZ	.00	.00	.00	.00
D. A. ESCROW	16,381.23	.05	.00	16,381.28
D. A. ESCROW/#6 VILLARREAL	99,962.04	3.29	.33	99,965.33
D. A. ESCROW/KOROSEC	2,000.25	.08	.00	2,000.33
D. A. ESCROW/	934.10	.04	.00	934.14
D. A. ESCROW/#9 NORRIS	1,052.06	.04	.00	1,052.10
D. A. ESCROW/	29,069.80	1.23	.00	29,071.03
D. A. ESCROW/#11 DAWSON	5,590.31	.24	.00	5,590.55
D. A. ESCROW/ASHFRD, BRCHR, ALEX	.00	.00	.00	.00
D. A. ESCROW/	.00	.00	.00	.00
D. A. ESCROW/	.00	.00	.00	.00
D. A. ESCROW/	.00	.00	.00	.00
D. A. ESCROW/	.00	.00	.00	.00
D. A. ESCROW/K. TURNER	6,483.12	.28	.00	6,483.40

ACCOUNT NAME	BEGINNING CASH BALANCE	CASH RECEIPTS	CASH DISBURSEMENTS	ENDING CASH BALANCE
2022 021 ROAD & BRIDGE - PCT. 1				
CASH	61,201.51	280,414.36	264,117.16	77,498.71
TIME DEPOSIT ON ACCOUNT	42,643.89	154,004.39	.00	196,648.48
MBIA MUNICIPAL INVESTORS	455,408.11	26.78	.00	455,434.89
FUND TOTALS	559,253.51	434,445.73	264,117.16	729,582.08
2022 022 ROAD & BRIDGE - PCT. 2				
CASH	56,923.43	346,016.22	231,167.40	171,772.25
TIME DEPOSIT ON ACCOUNT	451,657.43	25,014.39	.00	476,671.82
MBIA MUNICIPAL INVESTORS	378,141.85	22.24	.00	378,164.09
FUND TOTALS	886,722.71	371,052.85	231,167.40	1,026,608.16
2022 023 ROAD & BRIDGE - PCT. 3				
CASH	56,671.28	314,690.29	314,038.99	57,322.58
TIME DEPOSIT ON ACCOUNT	63,392.88	100,004.62	.00	163,397.50
MBIA MUNICIPAL INVESTORS	705,456.18	41.49	.00	705,497.67
FUND TOTALS	825,520.34	414,736.40	314,038.99	926,217.75
2022 024 ROAD & BRIDGE - PCT. 4				
CASH	71,095.15	268,601.88	204,184.61	135,512.42
TIME DEPOSIT ON ACCOUNT	50,922.85	114,004.67	.00	164,927.52
MBIA MUNICIPAL INVESTORS	555,444.17	32.66	.00	555,476.83
FUND TOTALS	677,462.17	382,639.21	204,184.61	853,916.77
2022 026 ROAD & BRIDGE - GEN				
CASH	5,321.41	4,668.00	4,144.28	5,845.13
TIME DEPOSIT ON ACCOUNT	1,021.92	.00	.00	1,021.92
MBIA MUNICIPAL INVESTORS	6,343.33	4,668.00	4,144.28	6,867.05
FUND TOTALS	9,347.36	3,818.45	4,704.82	10,233.73
2022 035 VICTIM COORDINATOR GRANT				
CASH	9,347.36	3,818.45	4,704.82	10,233.73
TIME DEPOSIT ON ACCOUNT	.00	.00	.00	.00
MBIA MUNICIPAL INVESTORS	.00	.00	.00	.00
FUND TOTALS	9,347.36	3,818.45	4,704.82	10,233.73
2022 036 DA FORFEITURE FUND II				
CASH	1,173.87	116,346.61	1,141.77	116,378.71
TIME DEPOSIT ON ACCOUNT	72,240.31	2.26	.00	72,242.57
MBIA MUNICIPAL INVESTORS	.00	.00	.00	.00
FUND TOTALS	73,414.18	116,348.87	1,141.77	188,621.28
2022 037 CONSTABLE PCT #4 SEIZURE				
CASH	819.89	.00	.00	819.89
TIME DEPOSIT ON ACCOUNT	3,885.33	.12	.00	3,885.45
MBIA MUNICIPAL INVESTORS	.00	.00	.00	.00
FUND TOTALS	4,705.22	.12	.00	4,705.34
2022 040 COUNTY LAW LIBRARY FUND				
CASH	5,028.91	2,765.00	2,188.15	5,605.76

ACCOUNT NAME	BEGINNING CASH BALANCE	CASH RECEIPTS	CASH DISBURSEMENTS	ENDING CASH BALANCE
2022 042 COUNTY FREE LIBRARY				
CASH	36,234.46	11,261.96	10,028.68	37,467.74
TIME DEPOSIT ON ACCOUNT	.00	.00	.00	.00
MBIA MUNICIPAL INVESTORS SERV	79,787.74	2,767.34	2,188.15	80,366.93
FUND TOTALS	36,234.46	11,261.96	10,028.68	37,467.74
2022 047 DIGITIZE RECORDS				
CASH	8,460.51	1,727.47	.00	10,187.98
TIME DEPOSIT ON ACCOUNT	112,990.78	3.53	.00	112,994.31
MBIA	121,451.29	1,731.00	.00	123,182.29
FUND TOTALS	121,451.29	1,731.00	.00	123,182.29
2022 048 SUPPLEMENTAL GUARDIANSHIP				
CASH	5,948.22	480.00	.00	6,428.22
TEXPOOL	34,474.33	1.07	.00	34,475.40
FUND TOTALS	40,422.55	481.07	.00	40,903.62
2022 049 COUNTY CHILD ABUSE PREVENTION				
CASH	2,798.63	12.52	.00	2,811.15
TIME DEPOSIT ON ACCOUNT	8,287.47	.25	.00	8,287.72
FUND TOTALS	11,086.10	12.77	.00	11,098.87
2022 050 COURT RELATED PROGRAMS				
CASH	3,215.42	705.07	.00	3,920.49
TIME DEPOSIT ON ACCOUNT	8,000.69	.25	.00	8,000.94
MBIA MUNICIPAL INVESTORS SERV	11,216.11	705.32	.00	11,921.43
FUND TOTALS	11,216.11	705.32	.00	11,921.43
2022 052 COUNTY & DISTRICT TECH FUND				
CASH	3,369.91	164.94	.00	3,534.85
TIME DEPOSIT ON ACCOUNT	4,992.11	.15	.00	4,992.26
MBIA	8,362.02	165.09	.00	8,527.11
FUND TOTALS	8,362.02	165.09	.00	8,527.11
2022 053 CAPITALCREDITSECONOMICDEVELOP				
CASH	125.33	.00	.00	125.33
TIME DEPOSIT ON ACCOUNT	321,687.89	10.07	.00	321,697.96
MBIA	35,023.80	2.06	.00	35,025.86
FUND TOTALS	356,837.02	12.13	.00	356,849.15
2022 054 DISTRICT CLERK TECHNOLOGY FUND				
CASH	1,461.24	605.00	.00	2,066.24
TIME DEPOSIT ON ACCOUNT	23,051.81	.72	.00	23,052.53
MBIA MUNICIPAL INVESTORS SERV	24,513.05	605.72	.00	25,118.77
FUND TOTALS	24,513.05	605.72	.00	25,118.77
2022 055 CHAPTER 19				
TIME DEPOSIT ON ACCOUNT	.00	.00	.00	.00
MBIA	.00	4.85	.00	4.85
FUND TOTALS	.00	4.85	.00	4.85
2022 056 COUNTY RECORDS FUND				
CASH	4,534.59	882.80	400.00	5,017.39

ACCOUNT NAME	BEGINNING CASH BALANCE	CASH RECEIPTS	CASH DISBURSEMENTS	ENDING CASH BALANCE
2022 057 COUNTY CLERK RECORDS FUND				
CASH	1,689.03	12,128.09	.00	13,817.12
TIME DEPOSIT ON ACCOUNT	369,034.49	.29	.00	369,034.78
MBIA MUNICIPAL INVESTORS SERV	.00	.00	.00	.00
FUND TOTALS	370,723.52	12,128.38	.00	382,851.90
2022 058 DISTRICT CLERK RECORDS FUND				
CASH	8,360.90	326.49	.00	8,687.39
TIME DEPOSIT ON ACCOUNT	9,437.65	19.91	.00	9,457.56
FUND TOTALS	17,798.55	346.40	.00	18,144.95
2022 059 COUNTY CLERK ARCHIVE				
CASH	3,058.65	12,109.00	.00	15,167.65
TIME DEPOSIT ON ACCOUNT	635,958.41	.00	.00	635,958.41
MBIA MUNICIPAL INVESTORS SERV	639,017.06	12,109.00	.00	651,126.06
FUND TOTALS	.00	.00	.00	.00
2022 070 PERMANENT IMPROVEMENT FUND				
CASH	.00	.00	.00	.00
TIME DEPOSIT ON ACCOUNT	.00	.00	.00	.00
MBIA MUNICIPAL INVESTORS SERV	.00	.00	.00	.00
FUND TOTALS	.00	.00	.00	.00
2022 075 RIGHT-OF-WAY FUND				
CASH	.00	.00	.00	.00
TIME DEPOSIT ON ACCOUNT	.00	.00	.00	.00
MBIA MUNICIPAL INVESTORS SERV	.00	.00	.00	.00
FUND TOTALS	.00	.00	.00	.00
2022 084 TAX ANTICIPATION NOTES				
CASH	.00	.00	.00	.00
TIME DEPOSIT ON ACCOUNT	.00	.00	.00	.00
MBIA MUNICIPAL INVESTORS SERV	.00	.00	.00	.00
FUND TOTALS	.00	.00	.00	.00
2022 085 DEBT SERVICE FUND				
CASH	63,259.91	86,057.64	.00	149,317.55
TIME DEPOSIT ON ACCOUNT	.14	.00	.00	.14
MBIA MUNICIPAL INVESTORS SERV	636,536.55	37.43	.00	636,573.98
FUND TOTALS	699,796.60	86,095.07	.00	785,891.67
2022 087 VZC INDIGENT HEALTH PROGRAM				
CASH	23,331.41	18,333.00	15,438.40	26,226.01
TIME DEPOSIT ON ACCOUNT	114,192.06	.00	.00	114,192.06
MBIA MUNICIPAL INVESTORS SERV	.00	.00	.00	.00
FUND TOTALS	137,523.47	18,333.00	15,438.40	140,418.07
2022 088 SOIL CONSERVATION DIST FUND				
CASH	5,967.19	147,590.09	178,223.25	24,665.97
TIME DEPOSIT ON ACCOUNT	64,388.64	2.01	.00	64,390.65
MBIA MUNICIPAL INVESTORS SERV	.00	.00	.00	.00
FUND TOTALS	70,355.83	147,592.10	178,223.25	39,724.68
2022 090 APPELLATE JUSTICE SYSTEM FUND				
CASH	905.35	395.00	.00	1,300.35

ACCOUNT NAME	BEGINNING CASH BALANCE	CASH RECEIPTS	CASH DISBURSEMENTS	ENDING CASH BALANCE
2022 095 PAYROLL CLEARING ACCOUNT.				
CASH	194,039.82	.00	.00	194,039.82
MBIA MUNICIPAL INVESTORS SERV	.00	.00	.00	.00
FUND TOTALS	194,039.82	.00	.00	194,039.82
2022 096 GEN FIXED ASSETS ACCOUNT GRP				
MBIA MUNICIPAL INVESTORS SERV	.00	.00	.00	.00
FUND TOTALS	.00	.00	.00	.00
2022 097 LONG TERM DEBT GROUP				
MBIA MUNICIPAL INVESTORS SERV	.00	.00	.00	.00
FUND TOTALS	.00	.00	.00	.00
2022 131 VAN ZANDT COUNTY JAIL				
CASH	16,065.58	437,063.80	449,848.30	3,281.08
MEDICARE PAYABLE	.00	.00	.00	.00
VOUCHERS PAYABLE	.00	.00	.00	.00
TIME DEPOSIT ON ACCOUNT	331,012.68	240,000.00	200,000.00	371,012.68
MBIA MUNICIPAL INVESTORS SERV	.00	.00	.00	.00
FUND TOTALS	347,078.26	677,063.80	649,848.30	374,293.76
2022 132 VAN ZANDT COUNTY SHERIFF DEPT				
CASH	6,544.53	625,266.90	623,772.82	8,038.61
TIME DEPOSIT ON ACCOUNT	382,000.00	260,000.00	350,000.00	292,000.00
MBIA MUNICIPAL INVESTORS SERV	.00	.00	.00	.00
FUND TOTALS	388,544.53	885,266.90	973,772.82	300,038.61
2022 145 SOLID WASTE GRANT				
CASH	.00	.00	.00	.00
TIME DEPOSIT ON ACCOUNT	.00	.00	.00	.00
FUND TOTALS	.00	.00	.00	.00
2022 147 2020 HAVA CARES ACT				
CASH	1,846.74	.00	26.58	1,820.16
TD0A	15,036.56	.47	.00	15,037.03
MBIA	.00	.00	.00	.00
FUND TOTALS	16,883.30	.47	26.58	16,857.19
2022 400 FRUITVALE 2021 TXCDBG 7220480				
CASH	.00	6,050.00	6,050.00	.00
WATER GRANT CASH	.00	.00	.00	.00
FUND TOTALS	.00	6,050.00	6,050.00	.00
2022 401 BENWHEELERMSC 71348911131115				
FUND TOTALS	.00	.00	.00	.00
2022 402 LITTLEHOPEMOOREMSC713026081315				
CASH	.00	.00	.00	.00
WATER GRANT CASH	.00	.00	.00	.00
FUND TOTALS	.00	.00	.00	.00
2022 540 PRETRIAL SUPERVISION				
CASH	847.79	5,575.00	4,531.31	1,891.48

ACCOUNT NAME	BEGINNING CASH BALANCE	CASH RECEIPTS	CASH DISBURSEMENTS	ENDING CASH BALANCE
2022 541 COMMUNITY SUP & CORRECTIONS	4,925.39-	76,336.21	47,044.78-	24,366.04
CASH	100.00	.00	.00	100.00
PEITY CASH	249,677.79	7.81	.00	249,685.60
TIME DEPOSIT ON ACCOUNT	.00	.00	.00	.00
MBIA MUNICIPAL INVESTORS SERV	244,852.40	76,344.02	47,044.78-	274,151.64
FUND TOTALS				
2022 542 ADULT PROBATION CIVIL	7,379.42	1,040.00	1,240.36-	7,179.06
CASH	51,167.72	1.60	.00	51,169.32
TD0A	311,323.82	18.32	.00	311,542.21
MBIA	370,071.03	1,059.92	1,240.36-	369,890.59
FUND TOTALS				
2022 543 HIGH RISK SUBSTANCE ABUSE -CCP	699.89	6,649.00	3,963.92-	3,384.97
CASH	.00	.00	.00	.00
TIME DEPOSIT ON ACCOUNT	2,520.14	15,505.00	4,758.02-	13,267.12
MBIA MUNICIPAL INVESTORS SERV	.00	.00	.00	.00
FUND TOTALS	2,520.14	15,505.00	4,758.02-	13,267.12
2022 544 HIGH RISK SEX OFFENDER -CCP	.63	.00	.00	.63
CASH	.63	.00	.00	.63
TIME DEPOSIT ON ACCOUNT	23,607.95	40,637.00	45,717.85-	18,527.10
MBIA MUNICIPAL INVESTORS SERV	220,000.00	.00	.00	220,000.00
FUND TOTALS	363,607.95	40,637.00	45,717.85-	358,527.10
2022 547 VZCJPD STATE AID GRANT A	55,515.08	39,390.00	35,682.37-	59,222.71
CASH	.00	.00	.00	.00
TIME DEPOSIT ON ACCOUNT	55,515.08	39,390.00	35,682.37-	59,222.71
MBIA MUNICIPAL INVESTORS SERV	.00	.00	.00	.00
FUND TOTALS	55,515.08	39,390.00	35,682.37-	59,222.71
2022 549 VZCJPD - GRANT N	4,479.81	.00	.00	4,479.81
CASH	4,479.81	.00	.00	4,479.81
TIME DEPOSIT ON ACCOUNT	.00	.00	.00	.00
MBIA MUNICIPAL INVESTORS SERV	.00	.00	.00	.00
FUND TOTALS	4,479.81	.00	.00	4,479.81
2022 550 D A SUPPLEMENTAL FUND	7,087.04-	7,500.00	1,755.63-	1,342.67-
CASH	.00	.00	.00	.00
TIME DEPOSIT ON ACCOUNT	7,087.04-	7,500.00	1,755.63-	1,342.67-
MBIA MUNICIPAL INVESTORS SERV	.00	.00	.00	.00
FUND TOTALS	7,087.04-	7,500.00	1,755.63-	1,342.67-
2022 551 VOICES - JUV CJD GRANT	.00	.00	.00	.00
VOICES - CJD JUV GRANT	.00	.00	.00	.00

ACCOUNT NAME	BEGINNING CASH BALANCE	CASH RECEIPTS	CASH DISBURSEMENTS	ENDING CASH BALANCE
2022 552 ETCOG RESIDENTIAL	961.00-	900.00	.00	61.00-
CASH	961.00-	900.00	.00	61.00-
FUND TOTALS	961.00-	900.00	.00	61.00-
2022 555 JUVENILE PROBATION INTEREST	103.84	.48	.00	104.32
CASH DEPOSIT ON ACCOUNT	24,042.35	7.64	.00	24,049.99
MBIA MUNICIPAL INVESTORS SERV	82.84	7.06	.00	89.90
FUND TOTALS	24,229.03	15.18	.00	24,244.21
2022 556 REGIONAL SERVICE ENHANCEMENT	17,899.52	6,966.00	6,508.29-	18,357.23
CASH	17,899.52	6,966.00	6,508.29-	18,357.23
FUND TOTALS	17,899.52	6,966.00	6,508.29-	18,357.23
2022 558 GRANT S	44,065.32	11,419.00	7,477.83-	48,006.49
CASH	44,065.32	11,419.00	7,477.83-	48,006.49
FUND TOTALS	44,065.32	11,419.00	7,477.83-	48,006.49
2022 559 MENTAL IMPAIRMENT CASELOAD	598.38	8,618.00	3,916.99-	5,299.39
CASH DEPOSIT ON ACCOUNT	.00	.00	.00	.00
MBIA MUNICIPAL INVESTORS SERV	.00	.00	.00	.00
FUND TOTALS	598.38	8,618.00	3,916.99-	5,299.39
2022 565 INDIGENT DEFENSE GRANT	7,713.40	.00	4,180.69-	3,532.71
CASH DEPOSIT ON ACCOUNT	38,142.64	.00	.00	38,142.64
FUND TOTALS	45,856.04	.00	4,180.69-	41,675.35
2022 567 FIRE MARSHAL	4,240.91	32,185.00	10,666.96-	25,758.95
CASH	197,802.37	6.10	3,500.00-	194,308.47
TDOA	110,075.30	6.47	.00	110,081.77
MBIA	312,118.58	32,197.57	14,166.96-	330,149.19
FUND TOTALS	4,240.91	32,185.00	10,666.96-	25,758.95
2022 568 TECHNOLOGY RESOURCES	1.07	.00	.00	1.07
CASH DEPOSIT ON ACCOUNT	.00	.00	.00	.00
FUND TOTALS	1.07	.00	.00	1.07
2022 569 HAVA ELECTION GRANT	5,304.60	.00	.00	5,304.60
CASH	15,216.24	.47	.00	15,216.71
TDOA	.00	.00	.00	.00
MBIA	20,520.84	.47	.00	20,521.31
FUND TOTALS	5,304.60	.00	.00	5,304.60
2022 570 GOLDEN WATER SUPPLY CORP	.00	.00	.00	.00
GOLDEN WATER TDHCA	.00	.00	.00	.00
MBIA MUNICIPAL INVESTORS SERVI	.00	.00	.00	.00
FUND TOTALS	.00	.00	.00	.00
2022 580 D.A. CHECK COLLECTION FUND	32.40	1,000.00	246.35-	786.05
CASH DEPOSIT ON ACCOUNT	9,681.27	.27	1,000.00-	8,681.54
FUND TOTALS	32.40	1,000.00	246.35-	786.05

ACCOUNT NAME	BEGINNING CASH BALANCE	CASH RECEIPTS	CASH DISBURSEMENTS	ENDING CASH BALANCE
2022 591 CONSTABLE #1 TLEOSE FUND	2,425.54	.00	.00	2,425.54
CASH - CITIZENS NATIONAL	.49-	.00	.00	.49-
TDOA	.33	.00	.00	.33
MBIA MUNICIPAL INVESTORS SERV	.00	.00	.00	.00
FUND TOTALS	2,425.38	.00	.00	2,425.38
2022 592 CONSTABLE #2 TLEOSE FUND	2,692.48	.00	.00	2,692.48
CASH OTHER	.00	.00	.00	.00
MBIA MUNICIPAL INVESTORS SERV	.00	.00	.00	.00
FUND TOTALS	2,692.48	.00	.00	2,692.48
2022 593 CONSTABLE #3 TLEOSE FUND	1,359.92	.00	.00	1,359.92
CASH OTHER - CITY NATIONAL	3,738.50	.00	.00	3,738.50
MBIA MUNICIPAL INVESTORS SERV	.00	.00	.00	.00
FUND TOTALS	5,098.42	.00	.00	5,098.42
2022 594 CONSTABLE #4 TLEOSE FUND	37.71	.00	.00	37.71
CASH	4,905.51	.15	.00	4,905.66
TIME DEPOSIT ON ACCOUNT	.00	.00	.00	.00
MBIA MUNICIPAL INVESTORS SERV	4,943.22	.15	.00	4,943.37
FUND TOTALS	4,943.22	.15	.00	4,943.37
2022 595 SHERIFF TLEOSE FUND	3,331.99	.00	.00	3,331.99
CASH	9,010.62	.28	.00	9,010.90
TDOA	.00	.00	.00	.00
MBIA MUNICIPAL INVESTORS SESRV	12,342.61	.28	.00	12,342.89
FUND TOTALS	12,342.61	.28	.00	12,342.89
2022 596 DA TLEOSE FUND	2,605.29	.00	.00	2,605.29
CASH	.00	.00	.00	.00
MBIA MUNICIPAL INVESTORS SERV	2,605.29	.00	.00	2,605.29
FUND TOTALS	2,605.29	.00	.00	2,605.29
2022 600 JUSTICE COURT TECHNOLOGY FUND	411.88	619.12	.00	1,031.00
CASH	50,690.29	1.89	.00	50,692.18
TIME DEPOSIT ON ACCOUNT	.00	.00	.00	.00
MBIA MUNICIPAL INVESTORS SERV	51,102.17	621.01	.00	51,723.18
FUND TOTALS	51,102.17	621.01	.00	51,723.18
2022 800 CONTRIBUTION RELIEF FUND	.00	.00	.00	.00
CASH	16,082.93	.00	.00	16,082.93
TIME DEPOSIT ON ACCOUNT	.00	.00	.00	.00
FUND TOTALS	16,082.93	.00	.00	16,082.93
2022 802 VETERAN'S MEMORIAL WALL FUND	.00	.00	.00	.00
CASH	.00	.00	.00	.00
TIME DEPOSIT ON ACCOUNT	.00	.00	.00	.00
FUND TOTALS	.00	.00	.00	.00
2022 803 HISTORICAL COMMISSION CASH	4,991.85	475.00	.00	5,466.85

ACCOUNT NAME	BEGINNING CASH BALANCE	CASH RECEIPTS	CASH DISBURSEMENTS	ENDING CASH BALANCE
2022 804 VAN TORNADO-ASSISTANCE VAN TORNADO-ASSISTANCE-CASH VIASSI-TIME DEPOSITION ACCOUNT FUND TOTALS	10,278.13	475.16	.00	10,753.29
2022 805 FEMA - DEC 2015 STORM CASH TIME DEPOSIT ON ACCOUNT FUND TOTALS	.00	.00	.00	.00
2022 806 FEMA APRIL 2016 STORM CASH TIME DEPOSIT ON ACCOUNT FUND TOTALS	.00	.00	.00	.00
2022 807 HAZARD MITIGATION GRANT CASH TIME DEPOSIT ON ACCOUNT MIRA MUNICIPAL INVESTORS SERV FUND TOTALS	.00	.00	.00	.00
2022 808 COURTHOUSE PLANNING GRANT CASH WATER GRANT CASH FUND TOTALS	.00	.00	.00	.00
2022 809 PRETRIAL INTERVENTION PROGRAM CASH TIME DEPOSIT ON ACCOUNT FUND TOTALS	2,467.77	1,500.00	1,475.97	2,491.80
2022 810 SHERIFF JUSTICE FORFEITURE FUN CASH TIME DEPOSIT ON ACCOUNT FUND TOTALS	42,360.07	1,501.32	1,475.97	42,385.42
2022 811 SHERIFF TREASURY FORFEITURE FU CASH TIME DEPOSIT ON ACCOUNT FUND TOTALS	870.00	.79	.00	870.88
2022 812 CONSTABLE PCT #1 FORFEITURE FU CASH TIME DEPOSIT ON ACCOUNT FUND TOTALS	500.00	.00	.00	500.00
2022 813 VOICES - JUV CJD GRANT VOICES - CJD JUV GRANT TIME DEPOSIT ON ACCOUNT FUND TOTALS	11,287.64	.00	3,241.66	14,529.30
2022 814 LOCAL TRUANCY PREVENTION & DIV CASH TIME DEPOSIT ON ACCOUNT	3,327.65	702.27	.00	4,029.92

ACCOUNT NAME	BEGINNING CASH BALANCE	CASH RECEIPTS	CASH DISBURSEMENTS	ENDING CASH BALANCE
2022 815 COVID -19				
CASH	.00	35.96	35.96-	.00
TIME DEPOSIT ON ACCOUNT	.00	.00	.00	.00
MBIA MUNICIPAL INVESTORS SERV	.00	.00	.00	.00
TEXAS CLASS - ARP	.00	.00	.00	.00
FUND TOTALS	.00	35.96	35.96-	.00
2022 816 COUNTY INFRASTRUCTURE FUND GRANT				
CASH	110,155.64-	.00	.00	110,155.64-
TIME DEPOSIT ON ACCOUNT	.00	.00	.00	.00
MBIA MUNICIPAL INVESTORS SERV	.00	.00	.00	.00
FUND TOTALS	110,155.64-	.00	.00	110,155.64-
2022 817 AMERICAN RESCUE PLAN				
CASH	.00	.00	.00	.00
TIME DEPOSIT ON ACCOUNT	.00	.00	.00	.00
MBIA MUNICIPAL INVESTORS SERV	5,497,339.97	323.26	.00	5,497,663.23
TEXAS CLASS INVESTMENT FUND	5,497,339.97	323.26	.00	5,497,663.23
FUND TOTALS	5,497,339.97	323.26	.00	5,497,663.23
GRAND TOTALS	21,637,247.03	7,860,919.46	6,299,435.84-	23,198,730.65

ACCOUNT NUMBER	ACCOUNT NAME	DATE	AMDMT NUMBER	OLD BUDGET AMOUNT	AMENDED BUDGET AMOUNT	AMOUNT OF CHANGE	DESCRIPTION	CLK
2022 010-409-800	CONTINGENCY	10/13/2021	220001	1,000.00	994,160.00	5,840.00-	LINE ITEM TRANSFER	MK
2022 010-409-800	CONTINGENCY	10/27/2021	220003	994,160.00	973,460.00	20,700.00-	LINE ITEM TRANSFER	MK
2022 010-409-800	CONTINGENCY	12/08/2021	220011	973,460.00	970,499.68	2,960.32-	LINE ITEM TRANSFER	MK
2022 010-409-800	CONTINGENCY	12/22/2021	220012	970,499.68	952,124.68	18,375.00-	LINE ITEM TRANSFER	MK
	TOTAL AMENDMENTS		4	TOTAL CHANGES		47,875.32-		
2022 010-445-110	COURT REPORTING	11/10/2021	220006	2,500.00	4,500.00	2,000.00	LINE ITEM TRANSFER	MK
2022 010-445-413	COURT TRANSLATORS	11/10/2021	220006	7,500.00	5,500.00	2,000.00-	LINE ITEM TRANSFER	MK
	TOTAL AMENDMENTS		2	TOTAL CHANGES		.00		
2022 010-503-420	TELEPHONE (FAX)	10/13/2021	220001	134,800.00	135,640.00	840.00	LINE ITEM TRANSFER	MK
2022 010-503-457	MAINT. & SERVICE	10/27/2021	220003	257,100.00	267,800.00	10,700.00	LINE ITEM TRANSFER	MK
2022 010-503-457	MAINT. & SERVICE	12/08/2021	220011	267,800.00	270,760.32	2,960.32	LINE ITEM TRANSFER	MK
2022 010-503-457	MAINT. & SERVICE	12/22/2021	220012	270,760.32	289,135.32	18,375.00	LINE ITEM TRANSFER	MK
2022 010-503-572	OFFICE EQUIPMENT	10/13/2021	220001	104,750.00	109,750.00	5,000.00	LINE ITEM TRANSFER	MK
2022 010-503-572	OFFICE EQUIPMENT	10/27/2021	220003	109,750.00	119,750.00	10,000.00	LINE ITEM TRANSFER	MK
	TOTAL AMENDMENTS		6	TOTAL CHANGES		47,875.32		
2022 021-621-571	EQUIPMENT PURCHASE	10/13/2021	220002	150,000.00	200,000.00	50,000.00	LINE ITEM TRANSFER	MK
2022 021-621-800	CONTINGENCY	10/13/2021	220002	264,030.00	214,030.00	50,000.00-	LINE ITEM TRANSFER	MK
	TOTAL AMENDMENTS		2	TOTAL CHANGES		.00		
2022 022-367-000	DONATIONS - GENERA	12/22/2021	220013	.00	1,323.06-	1,323.06-	INCREASE TO REVENUE & EXPEN	MK
	TOTAL AMENDMENTS		1	TOTAL CHANGES		1,323.06-		
2022 022-622-335	ROAD & BRIDGE MATE	12/22/2021	220013	1,409,768.00	1,411,091.06	1,323.06	INCREASE TO REVENUE & EXPEN	MK
	TOTAL AMENDMENTS		1	TOTAL CHANGES		1,323.06		
2022 023-367-000	DONATIONS - GENERA	11/10/2021	220007	.00	1,000.00-	1,000.00-	INCREASE REV & EXP	MK
	TOTAL AMENDMENTS		1	TOTAL CHANGES		1,000.00-		
2022 023-623-335	ROAD & BRIDGE MATE	11/10/2021	220007	1,460,351.00	1,461,351.00	1,000.00	INCREASE REV & EXP	MK
	TOTAL AMENDMENTS		1	TOTAL CHANGES		1,000.00		
2022 024-367-000	GENERAL CONTRIBUTI	10/27/2021	220004	.00	7,680.00-	7,680.00-	LINE ITEM TRANSFER	MK
	TOTAL AMENDMENTS		1	TOTAL CHANGES		7,680.00-		
2022 024-624-335	ROAD & BRIDGE MATE	10/27/2021	220004	1,122,397.00	1,130,077.00	7,680.00	LINE ITEM TRANSFER	MK
	TOTAL AMENDMENTS		1	TOTAL CHANGES		7,680.00		
2022 035-476-310	OFFICE SUPPLIES	01/05/2022	220016	.00	1,500.00	1,500.00	CORRECT ORIGINAL BUDGET	MK
2022 035-476-427	TRAINING	01/05/2022	220015	1,500.00	4,000.00	2,500.00	CORRECT ORIGINAL BUDGET	MK
2022 035-476-427	TRAINING	01/05/2022	220015	4,000.00	2,500.00-	1,500.00-	CORRECT ORIGINAL BUDGET	MK
2022 035-476-451	REPAIRS/MAINTAINEN	01/05/2022	220015	2,500.00	.00	2,500.00-	CORRECT ORIGINAL BUDGET	MK
	TOTAL AMENDMENTS		4	TOTAL CHANGES		.00		
2022 036-352-400	FORFEITED PROPERTY	12/22/2021	220014	25,000.00-	94,665.00-	69,665.00-	INCREASE TO REVENUE & EXPEN	MK
	TOTAL AMENDMENTS		1	TOTAL CHANGES		69,665.00-		
2022 036-476-103	SALARIES - EMPLOYE	11/24/2021	220009	7,358.26	10,558.26	3,200.00	LINE ITEM TRANSFER	MK
2022 036-476-471	DISTRIBUTION TO OT	12/22/2021	220014	15,000.00	84,665.00	69,665.00	INCREASE TO REVENUE & EXPEN	MK
2022 036-476-495	MISC. EXPENDITURES	11/24/2021	220009	25,000.00	21,800.00	3,200.00-	LINE ITEM TRANSFER	MK
	TOTAL AMENDMENTS		3	TOTAL CHANGES		69,665.00		
2022 131-512-103	SALARIES - EMPLOYE	11/24/2021	220010	1,256,784.30	1,224,442.30	32,342.00-	LINE ITEM TRANSFER	MK

ACCOUNT NUMBER	ACCOUNT NAME	DATE	AMDMT NUMBER	OLD BUDGET AMOUNT	AMENDED BUDGET AMOUNT	AMOUNT OF CHANGE	DESCRIPTION	LINE ITEM	TRANSFER	CLK
2022 131-512-110	SALARIES - COMP TI	11/24/2021	220010	82,657.50	114,999.50	32,342.00	LINE ITEM TRANSFER			MK
EXPENDITURES - VZC JAIL				TOTAL AMENDMENTS	TOTAL CHANGES	.00				
2022 132-560-455	REPAIR & MAINT - F	11/10/2021	220008	2,000.00	2,500.00	500.00	LINE ITEM TRANSFER			MK
2022 132-560-495	MISCELLANEOUS	11/10/2021	220008	15,000.00	14,500.00	500.00-	LINE ITEM TRANSFER			MK
EXPENDITURES - SHERIFF OFFICE				TOTAL AMENDMENTS	TOTAL CHANGES	.00				
2022 552-333-117	ETCOG REIMBURSEMENT	11/05/2021	220005	.00	1,500.00-	1,500.00-	INCREASE REV & EXP BA #1			MK
				TOTAL AMENDMENTS	TOTAL CHANGES	1,500.00-				
2022 552-582-410	PSYCHOLOGICALS-ETC	11/05/2021	220005	.00	1,500.00	1,500.00	INCREASE REV & EXP BA #1			MK
				TOTAL AMENDMENTS	TOTAL CHANGES	1,500.00				



P.O. Box 3188 • Longview, Texas 75606 • 903-237-5500
 MEMBER FDIC EQUAL HOUSING LENDER

Date 12/31/21 Page 1
 PRIMARY ACCOUNT
 ENCLOSURES 412

VAN ZANDT COUNTY
 FINANCIAL CLEARING
 121 E DALLAS RM 101
 CANTON TX 75103

C H E C K I N G A C C O U N T

Beginning November 1, our TBTmyWay Customer Service Center hours are changing! Our new hours will be Monday through Friday from 8:15 am to 8:00 pm and Saturday from 8:15 am to 5:00 pm. Contact us at 1-800-263-7013 for your banking and digital needs.

PUBLIC FUNDS CHECKING		NUMBER OF ENCLOSURES	412
ACCOUNT NUMBER		Statement Dates	12/01/21 thru 12/31/21
PREVIOUS BALANCE	926,949.17	DAYS IN STATEMENT PERIOD	31
26 DEPOSITS	4,034,028.55	AVERAGE LEDGER	1,813,835.55
419 CHECKS/DEBITS	3,610,488.77	AVERAGE COLLECTED	1,806,532.06
SERVICE CHARGE	.00		
INTEREST PAID	.00		
CURRENT BALANCE	1,350,488.95		

D E P O S I T S A N D O T H E R C R E D I T S

DATE	DESCRIPTION	AMOUNT
12/01	DEPOSIT	8,712.06
12/02	INV-PAYMTS TX DPT CRIML JST CTX	68,181.00
12/02	PAY VZ CO APPRAISAL PPD	244,352.18
12/02	PAY VZ CO APPRAISAL PPD	1,181,983.57
12/03	DEPOSIT	3,423.53
12/07	DEPOSIT	15,650.37
12/08	DEPOSIT	19,945.06
12/09	DEPOSIT	144,133.95
12/13	INV-PAYMTS HEALTH HUMAN SVC CTX	174.00
12/13	DEPOSIT	280,738.30
12/14	INV-PAYMTS COMP JUDICIARY CTX	5,050.00
12/14	DEPOSIT	18,619.60
12/16	INV-PAYMTS CPA STATE FISCAL CTX	8,340.84
12/16	PAY VZ CO APPRAISAL PPD	276,910.06



P.O. Box 3188 • Longview, Texas 75606 • 903-237-5500

MEMBER FDIC

EQUAL HOUSING LENDER

Date 12/31/21 Page 2
 PRIMARY ACCOUNT
 ENCLOSURES 412

VAN ZANDT COUNTY
 FINANCIAL CLEARING
 121 E DALLAS RM 101
 CANTON TX 75103

PUBLIC FUNDS CHECKING

(Continued)

DEPOSITS AND OTHER CREDITS

DATE	DESCRIPTION	AMOUNT
12/16	PAY VZ CO APPRAISAL	1,347,511.35
	PPD	
12/16	DEPOSIT	46,123.84
12/17	DEPOSIT	141,962.92
12/20	INV-PAYMTS JUVENILE JUSTICE	57,775.00
	CTX	
12/20	DEPOSIT	37,576.90
12/21	Reverse Jury Checks Transfer J	324.00
	ury Checks Voided	
12/21	Reverse Jury Checks Transfer J	454.00
	ury Checks Voided	
12/21	DEPOSIT	1,028.00
12/22	DEPOSIT	81,278.99
12/29	INV-PAYMTS COMP JUDICIARY	21,000.00
	CTX	
12/29	DEPOSIT	266.18
12/30	INV-PAYMTS FAMILY PROTCT SV	22,512.85
	CTX	

WITHDRAWALS AND OTHER DEBITS

DATE	DESCRIPTION	AMOUNT
12/06	DEBIT MEMO	1,250.55-
12/06	Debt Service Transfer	40,391.72-
12/08	Payroll 12102021	249,162.19-
12/08	INSURANCE AFLAC	6,492.44-
	CCD OXH48062032	
12/09	PAYMENTS NATIONWIDE	3,075.00-
	PPD	
12/09	USATAXPYMT IRS	71,955.06-
	CCD 220174305417517	
12/13	Jury Checks	1,608.00-
12/13	CHILDSUPP Texas SDU	1,430.39-
	CCD 213440002345211	
12/15	RECEIVABLE TEXAS COUNTY DRS	98,759.29-
	CCD 0333	
12/17	Debt Service Transfer	45,665.92-
12/20	LOCATION #78331 ACCT. #2340100	1,000,000.00-
	IN #113282	



P.O. Box 3188 • Longview, Texas 75606 • 903-237-5500
 MEMBER FDIC EQUAL HOUSING LENDER

Date 12/31/21 Page 3
 PRIMARY ACCOUNT
 ENCLOSURES 412

VAN ZANDT COUNTY
 FINANCIAL CLEARING
 121 E DALLAS RM 101
 CANTON TX 75103

PUBLIC FUNDS CHECKING (Continued)

WITHDRAWALS AND OTHER DEBITS		
DATE	DESCRIPTION	AMOUNT
	WIRE TRANSFER DEBIT	
	TEX POOL	
12/20	WIRE TRANSFER FEE	20.00-
12/20	Payroll 12222021	243,591.70-
12/21	Jury Checks	324.00-
12/21	Jury Checks	454.00-
12/22	VAN ZANDT COUNTY CSCD 0234	4,909.16-
	WIRE TRANSFER DEBIT	
	TDJC	
12/22	WIRE TRANSFER FEE	20.00-
12/23	PAYMENTS NATIONWIDE	3,075.00-
	PPD	
12/23	USATAXPYMT IRS	70,116.71-
	CCD 220175750314706	
12/24	FLEET DEBI WEX INC	16,011.12-
	CCD 9100000739575	
12/27	CHILDSUPP Texas SDU	1,430.39-
	CCD 213580002364727	

CHECKS IN NUMERICAL ORDER					
DATE	CHECK NO	AMOUNT	DATE	CHECK NO	AMOUNT
12/13	75438	600.00	12/10	77281*	25.00
12/16	76239*	25.53	12/20	77284*	25.00
12/07	76798*	25.53	12/13	77285	25.00
12/31	76943*	2,406.00	12/06	77296*	600.00
12/01	77104*	600.53	12/10	77297	25.00
12/22	77105	1,206.06	12/10	77300*	360.00
12/01	77150*	600.53	12/23	77307*	600.53
12/10	77181*	95.00	12/07	77308	1,206.06
12/29	77184*	5,791.81	12/22	77311*	180.00
12/03	77188*	50.00	12/17	77324*	45.03
12/03	77209*	350.00	12/01	77330*	40.00
12/01	77211*	1,265.00	12/01	77345*	21.29
12/13	77254*	350.00	12/01	77351*	600.53
12/01	77277*	2,595.00	12/02	77356*	107,128.60
12/10	77278	4,750.00	12/06	77357	243.84
12/08	77279	600.53	12/06	77359*	25.00

* Indicates break in check number sequence



P.O. Box 3188 • Longview, Texas 75606 • 903-237-5500
 MEMBER FDIC EQUAL HOUSING LENDER

Date 12/31/21 Page 4
 PRIMARY ACCOUNT
 ENCLOSURES 412

VAN ZANDT COUNTY
 FINANCIAL CLEARING
 121 E DALLAS RM 101
 CANTON TX 75103

PUBLIC FUNDS CHECKING (Continued)

CHECKS IN NUMERICAL ORDER					
DATE	CHECK NO	AMOUNT	DATE	CHECK NO	AMOUNT
12/06	77365*	500.00	12/01	77475*	1,611.50
12/01	77380*	385.00	12/01	77476	1,085.00
12/03	77402*	90.00	12/01	77477	2,156.03
12/01	77403	55.00	12/03	77479*	456.09
12/01	77407*	125.46	12/01	77480	450.00
12/01	77414*	1,802.00	12/01	77486*	1,156.08
12/03	77416*	1,800.00	12/01	77487	585.15
12/02	77417	707.24	12/02	77488	15,779.30
12/01	77418	575.00	12/03	77489	350.00
12/06	77421*	3,281.25	12/08	77491*	3,800.00
12/01	77423*	6,284.36	12/01	77495*	7.00
12/14	77425*	250.00	12/01	77498*	6,255.00
12/01	77429*	801.17	12/01	77499	756.00
12/01	77430	152.17	12/02	77502*	120.00
12/03	77431	2,500.00	12/01	77503	6,996.00
12/01	77437*	1,000.00	12/01	77504	107.75
12/02	77438	139.75	12/06	77505	146.00
12/01	77439	100.00	12/01	77506	35.78
12/10	77441*	4,140.00	12/17	77509*	68.74
12/01	77447*	39.99	12/02	77511*	1,143.09
12/01	77449*	549.94	12/06	77514*	671.25
12/01	77450	3,562.65	12/06	77515	990.00
12/10	77451	509.99	12/13	77516	150.00
12/06	77452	7,706.73	12/09	77518*	13,690.34
12/03	77453	348.01	12/06	77519	500.00
12/02	77454	100.56	12/02	77520	760.00
12/02	77455	342.60	12/06	77521	228.80
12/02	77456	300.83	12/01	77522	1,569.11
12/13	77458*	67.85	12/01	77523	2,960.32
12/06	77462*	11,350.00	12/06	77525*	197.52
12/01	77463	500.00	12/03	77530*	2,353.00
12/03	77464	100.00	12/06	77531	1,750.00
12/01	77465	298.00	12/01	77532	1,842.00
12/10	77466	360.00	12/03	77539*	1,952.98
12/01	77468*	70.00	12/01	77542*	44,939.12
12/06	77469	9,652.97	12/06	77543	1,715.00
12/03	77471*	153.00	12/01	77545*	200.00
12/06	77472	656.55	12/10	77547*	890.00
12/09	77473	296.73	12/01	77548	20.00

* Indicates break in check number sequence



P.O. Box 3188 • Longview, Texas 75606 • 903-237-5500
 MEMBER FDIC EQUAL HOUSING LENDER

Date 12/31/21 Page 5
 PRIMARY ACCOUNT
 ENCLOSURES 412

VAN ZANDT COUNTY
 FINANCIAL CLEARING
 121 E DALLAS RM 101
 CANTON TX 75103

PUBLIC FUNDS CHECKING

(Continued)

CHECKS IN NUMERICAL ORDER					
DATE	CHECK NO	AMOUNT	DATE	CHECK NO	AMOUNT
12/01	77549	500.00	12/10	77604	77.18
12/02	77552*	600.00	12/10	77605	3,641.14
12/02	77556*	525.43	12/13	77606	40.39
12/02	77557	171.48	12/07	77607	6,270.27
12/01	77558	2,859.64	12/10	77608	607.70
12/01	77560*	3,606.05	12/14	77609	67.91
12/02	77565*	114.97	12/13	77610	162.20
12/03	77566	47,800.00	12/13	77611	892.68
12/06	77569*	175.00	12/15	77612	114.66
12/01	77571*	548.79	12/07	77613	314.90
12/02	77572	61,661.04	12/10	77614	6,935.68
12/02	77573	7,808.33	12/10	77615	76.41
12/01	77574	363.01	12/07	77616	133,754.02
12/09	77576*	600.00	12/08	77617	28.70
12/07	77577	11,030.95	12/08	77618	408.58
12/13	77578	41.99	12/08	77619	2,052.48
12/13	77579	151.68	12/07	77620	1,197.07
12/09	77580	55.00	12/14	77621	1,084.13
12/16	77581	353.28	12/17	77622	10.00
12/10	77582	37.04	12/15	77623	700.00
12/13	77583	41.06	12/16	77624	3,680.00
12/10	77584	51.71	12/15	77625	4,648.07
12/09	77586*	55.60	12/16	77626	21,051.65
12/09	77587	68.00	12/13	77627	4,829.26
12/17	77588	113.30	12/21	77628	400.00
12/09	77589	120.00	12/29	77629	215.00
12/10	77590	149.45	12/14	77630	713.19
12/10	77591	1,108.22	12/21	77631	67.96
12/09	77592	250.00	12/10	77632	12.00
12/15	77593	370.00	12/24	77634*	102.00
12/10	77594	400.00	12/10	77636*	869.00
12/15	77595	75.53	12/13	77637	516.46
12/13	77596	707.24	12/17	77638	154.32
12/17	77597	86.74	12/15	77639	300.77
12/13	77598	863.95	12/22	77640	300.00
12/06	77599	30.00	12/17	77641	470.00
12/09	77601*	68.42	12/14	77642	40.00
12/14	77602	66.78	12/20	77643	228.40
12/14	77603	1,104.04	12/14	77644	1,197.50

* Indicates break in check number sequence



P.O. Box 3188 • Longview, Texas 75606 • 903-237-5500
 MEMBER FDIC EQUAL HOUSING LENDER

Date 12/31/21 Page 6
 PRIMARY ACCOUNT
 ENCLOSURES 412

VAN ZANDT COUNTY
 FINANCIAL CLEARING
 121 E DALLAS RM 101
 CANTON TX 75103

PUBLIC FUNDS CHECKING

(Continued)

CHECKS IN NUMERICAL ORDER					
DATE	CHECK NO	AMOUNT	DATE	CHECK NO	AMOUNT
12/14	77645	685.00	12/16	77686	600.53
12/15	77646	37.85	12/17	77688*	1,045.00
12/14	77647	430.00	12/14	77689	67,385.00
12/15	77648	2,750.00	12/14	77690	146,671.59
12/20	77649	200.00	12/17	77691	546.47
12/21	77650	318.65	12/13	77692	5,306.23
12/14	77651	175.21	12/10	77693	69.00
12/16	77652	250.71	12/14	77694	7,126.20
12/16	77653	1,080.00	12/20	77695	705.93
12/14	77654	1,515.00	12/16	77696	467.78
12/16	77655	204.00	12/17	77697	116.25
12/15	77656	5,958.99	12/31	77698	600.53
12/14	77657	150.00	12/24	77699	100,388.02
12/20	77658	101.25	12/14	77700	390.00
12/23	77659	600.53	12/13	77701	868.31
12/22	77660	1,206.06	12/16	77702	1,046.05
12/16	77661	12,452.95	12/23	77703	662.14
12/15	77662	395.00	12/27	77704	400.00
12/17	77663	2,100.00	12/14	77705	7,720.00
12/13	77664	1,115.00	12/20	77706	4,250.00
12/17	77665	3,310.37	12/23	77707	527.28
12/15	77667*	93.99	12/14	77708	3,375.00
12/27	77668	84.00	12/15	77709	200.00
12/15	77669	20,234.94	12/14	77710	34,383.55
12/16	77670	12.00	12/23	77711	100.00
12/14	77671	1,043.75	12/21	77712	600.00
12/22	77672	9.00	12/14	77713	225.72
12/17	77673	297.23	12/16	77714	355.80
12/13	77674	109.88	12/17	77715	171.48
12/21	77675	374.73	12/14	77716	792.53
12/14	77676	125.00	12/15	77718*	96.00
12/16	77677	650.00	12/14	77719	1,538.77
12/17	77678	1,045.00	12/17	77720	56.96
12/15	77679	440.80	12/14	77721	600.53
12/14	77680	178,223.25	12/14	77722	2,185.68
12/17	77682*	1,584.00	12/15	77723	21.38
12/09	77683	672.00	12/14	77724	2,950.00
12/16	77684	67.00	12/16	77725	14,161.56
12/15	77685	195.46	12/15	77726	546.00

* Indicates break in check number sequence



P.O. Box 3188 • Longview, Texas 75606 • 903-237-5500
 MEMBER FDIC EQUAL HOUSING LENDER

Date 12/31/21 Page 7
 PRIMARY ACCOUNT 412
 ENCLOSURES

VAN ZANDT COUNTY
 FINANCIAL CLEARING
 121 E DALLAS RM 101
 CANTON TX 75103

PUBLIC FUNDS CHECKING

(Continued)

CHECKS IN NUMERICAL ORDER					
DATE	CHECK NO	AMOUNT	DATE	CHECK NO	AMOUNT
12/15	77727	36.39	12/23	77767	220.00
12/09	77728	66,786.01	12/24	77769*	2,531.25
12/16	77729	225.60	12/30	77770	298.00
12/17	77730	85.00	12/21	77771	400.00
12/17	77731	21.36	12/22	77772	66,981.54
12/16	77732	698.00	12/27	77773	5.00
12/28	77733	23.06	12/28	77774	4,653.23
12/17	77734	299.27	12/24	77775	2,301.35
12/21	77735	1,149.00	12/29	77776	477.46
12/20	77736	27.09	12/30	77778*	1,074.84
12/23	77737	120.00	12/28	77779	4,531.94
12/17	77738	1,153.12	12/28	77780	500.00
12/21	77739	50.00	12/29	77781	2,571.34
12/17	77740	75.00	12/30	77782	234.84
12/22	77741	1,800.00	12/24	77783	182.28
12/21	77742	18.99	12/28	77784	40,789.25
12/20	77743	480.00	12/30	77786*	3,006.00
12/23	77744	3,401.82	12/31	77787	312.70
12/28	77745	269.30	12/28	77789*	1,530.00
12/20	77746	162.20	12/30	77790	185.44
12/28	77747	395.30	12/28	77791	4,438.00
12/17	77748	1,199.95	12/30	77792	882.50
12/23	77749	151.96	12/24	77794*	250.00
12/28	77750	126.85	12/29	77795	228.40
12/29	77751	2,824.33	12/29	77796	7.95
12/31	77753*	1,594.65	12/30	77799*	500.00
12/23	77754	39.00	12/29	77800	200.00
12/24	77755	25.08	12/30	77801	4,998.58
12/23	77756	496.92	12/28	77802	9,658.41
12/24	77757	325.00	12/29	77804*	435.00
12/27	77758	90.00	12/30	77805	16,190.49
12/24	77759	55.00	12/29	77807*	17,394.73
12/24	77760	53.35	12/29	77808	1,480.00
12/22	77761	80.00	12/31	77809	122.61
12/28	77762	42.77	12/28	77810	51.95
12/23	77763	200.00	12/30	77811	113.41
12/29	77764	1,677.00	12/28	77812	1,776.91
12/23	77765	5,000.00	12/31	77813	25.00
12/30	77766	1,311.00	12/29	77814	1,102.85

* Indicates break in check number sequence



P.O. Box 3188 • Longview, Texas 75606 • 903-237-5500
 MEMBER FDIC EQUAL HOUSING LENDER

Date 12/31/21 Page 8
 PRIMARY ACCOUNT
 ENCLOSURES 412

VAN ZANDT COUNTY
 FINANCIAL CLEARING
 121 E DALLAS RM 101
 CANTON TX 75103

PUBLIC FUNDS CHECKING


Continued)

CHECKS IN NUMERICAL ORDER					
DATE	CHECK NO	AMOUNT	DATE	CHECK NO	AMOUNT
12/23	77815	8,378.19	12/29	77853*	450.00
12/28	77816	190.90	12/28	77854	2,003.61
12/28	77817	72.14	12/29	77857*	212.50
12/30	77820*	98.78	12/30	77858	1,400.00
12/29	77821	130.00	12/28	77859	895.56
12/31	77823*	7.00	12/29	77860	201.95
12/29	77824	2,180.50	12/28	77862*	18,390.70
12/27	77825	59.04	12/29	77863	4,530.60
12/29	77826	1,997.18	12/22	77866*	89.68
12/29	77827	3,402.00	12/24	77869*	29.97
12/28	77828	418.00	12/27	77871*	13.50
12/22	77829	1,476.00	12/28	77872	556.24
12/29	77830	5,956.00	12/28	77874*	47,785.75
12/29	77831	120.00	12/22	77875	350.00
12/22	77832	55.00	12/28	77876	100.00
12/30	77834*	97.75	12/28	77878*	3,794.96
12/30	77835	54.07	12/30	77879	375.57
12/31	77836	75.00	12/29	77881*	3,850.82
12/28	77837	212.01	12/30	77882	26.20
12/28	77838	250.00	12/29	77884*	42.00
12/29	77839	950.97	12/29	77886*	9.99
12/27	77843*	5,170.58	12/29	77888*	45.00
12/27	77845*	116.00	12/29	77889	201.49
12/29	77846	417.06	12/29	77890	922.25
12/30	77849*	36.89	12/28	77891	3,455.00
12/30	77850	2,288.85	12/28	77892	30,228.12
12/28	77851	2,147.72	12/31	77894*	2,136.00

* Indicates break in check number sequence

DAILY BALANCE INFORMATION					
DATE	BALANCE	DATE	BALANCE	DATE	BALANCE
12/01	833,028.28	12/10	1,573,704.06	12/21	1,807,173.00
12/02	2,130,141.81	12/13	1,834,738.79	12/22	1,809,789.49
12/03	2,075,262.26	12/14	1,396,193.06	12/23	1,716,099.41
12/06	1,993,200.08	12/15	1,260,217.94	12/24	1,593,844.99
12/07	1,855,051.65	12/16	2,881,721.59	12/27	1,586,476.48
12/08	1,612,451.79	12/17	2,963,964.00	12/28	1,407,188.80
12/09	1,598,893.58	12/20	1,809,524.33	12/29	1,368,428.80

TEXAS BANK AND TRUST

P.O. Box 3188 • Longview, Texas 75606 • 903-237-5500
MEMBER FDIC EQUAL HOUSING LENDER 

Date 12/31/21 Page 9
PRIMARY ACCOUNT
ENCLOSURES

VAN ZANDT COUNTY
FINANCIAL CLEARING
121 E DALLAS RM 101
CANTON TX 75103

PUBLIC FUNDS CHECKING

(Continued)

DAILY BALANCE INFORMATION			
DATE	BALANCE	DATE	BALANCE
12/30	1,357,768.44	12/31	1,350,488.95

END OF STATEMENT

TexPool Participant Services
 1001 Texas Avenue, Suite 1150
 Houston, TX 77002



RECEIVED
 April Tawater

JAN 11 2022

Deputy Treasurer
 Van Zandt County

Participant Statement

Statement Period **12/01/2021 - 12/31/2021**

Page 1 of 2

Customer Service **1-866-TEX-POOL**

Location ID

Investor ID

VAN ZANDT COUNTY
 FINANCIAL CLEARING FUND
 ATTN KENNY EDWARDS
 121 E DALLAS ST STE 101
 CANTON TX 75103-1496

TexPool Update

Your feedback is important in our effort to provide you with the best service possible. Click Contact Us on TexPool.com or TexConnect to send an email, or call TexPool Participant Services at 866-839-7665. We look forward to hearing from you!

TexPool Summary

Pool Name	Beginning Balance	Total Deposits	Total Withdrawals	Total Interest	Current Balance	Average Balance
Texas Local Government Investment Pool	\$5,394,104.31	\$1,000,000.00	\$0.00	\$183.77	\$6,394,288.08	\$5,781,207.01
Total Dollar Value	\$5,394,104.31	\$1,000,000.00	\$0.00	\$183.77	\$6,394,288.08	

Portfolio Value

Pool Name	Pool/Account	Market Value (12/01/2021)	Share Price (12/31/2021)	Shares Owned (12/31/2021)	Market Value (12/31/2021)
Texas Local Government Investment Pool		\$5,394,104.31	\$1.00	6,394,288.080	\$6,394,288.08
Total Dollar Value		\$5,394,104.31			\$6,394,288.08

Interest Summary

Pool Name	Pool/Account	Month-to-Date Interest	Year-to-Date Interest
Texas Local Government Investment Pool		\$183.77	\$2,614.38
Total		\$183.77	\$2,614.38



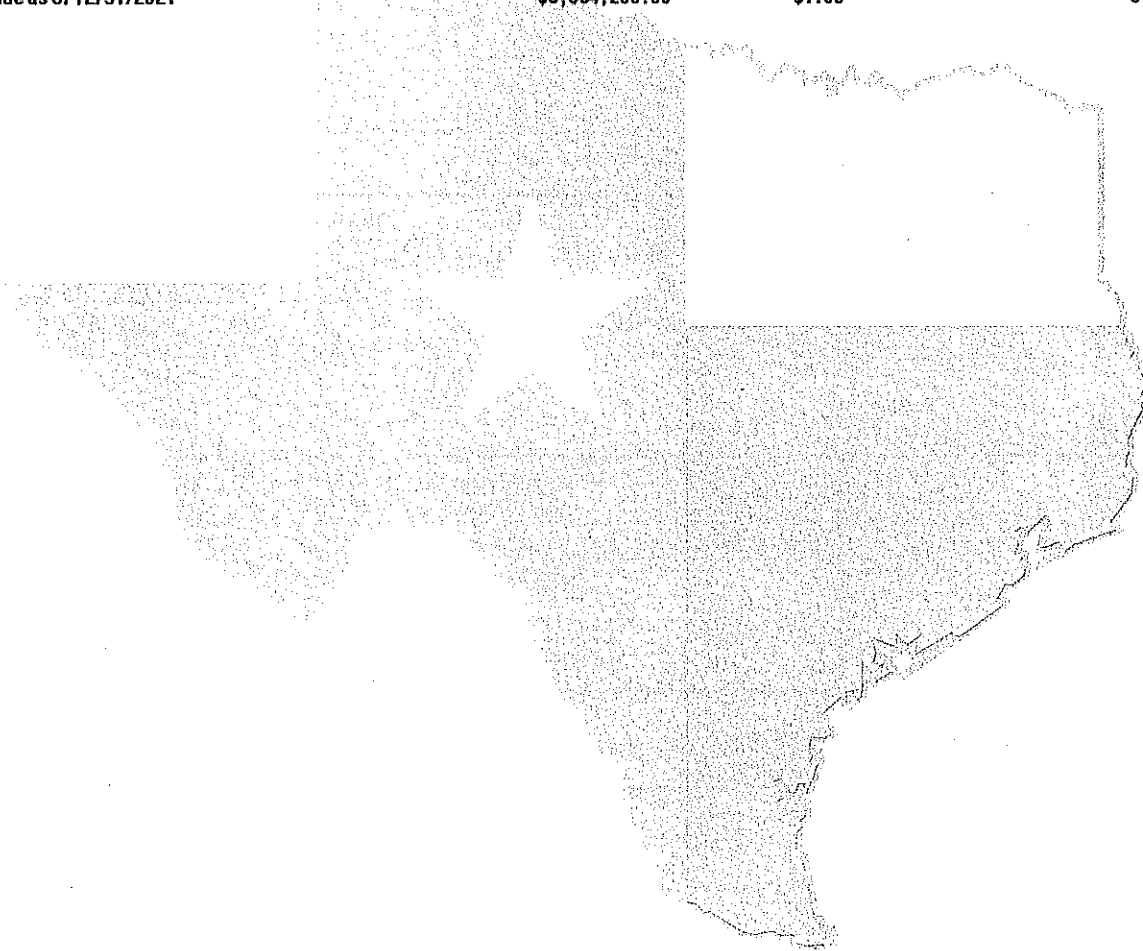
Transaction Detail

Texas Local Government Investment Pool

Participant: VAN ZANDT COUNTY

Pool/Account:

Transaction Date	Settlement Date	Transaction Description	Transaction Dollar Amount	Share Price	Shares This Transaction	Shares Owned
12/01/2021	12/01/2021	BEGINNING BALANCE	\$5,394,104.31	\$1.00		5,394,104.310
12/20/2021	12/20/2021	TRANSFER DEPOSIT	\$1,000,000.00	\$1.00	1,000,000.000	6,394,104.310
12/31/2021	12/31/2021	MONTHLY POSTING	\$183.77	\$1.00	183.770	6,394,288.080
Account Value as of 12/31/2021			\$6,394,288.08	\$1.00		6,394,288.080





0000178-0001076 PDF-T 373328
 Van Zandt County
 121 East Dallas Street Room 101
 Canton, TX 75103

Summary Statement

December 31, 2021
 Page 1 of 4

Investor ID:

Texas CLASS

Texas CLASS

Average Monthly Yield: 0.0692%

	Beginning Balance	Contributions	Withdrawals	Income Earned	Income Earned YTD	Average Daily Balance	Month End Balance
FINANCIAL CLEARING	9,841,707.79	0.00	0.00	578.76	7,337.53	9,842,012.80	9,842,286.55
American Rescue Plan	5,497,339.97	0.00	0.00	323.26	1,691.23	5,497,510.33	5,497,663.23
TOTAL	15,339,047.76	0.00	0.00	902.02	9,028.76	15,339,523.13	15,339,949.78

Tel: (800) 707-6242

<https://www.texasclass.com/>



Account Statement

December 31, 2021

Page 2 of 4

Account Number:

FINANCIAL CLEARING

Account Summary

Average Monthly Yield: 0.0692%

Texas CLASS	Beginning Balance	Contributions	Withdrawals	Income Earned	Income Earned YTD	Average Daily Balance	Month End Balance
	9,841,707.79	0.00	0.00	578.76	7,337.53	9,842,012.80	9,842,286.55

Transaction Activity

Transaction Date	Transaction Description	Contributions & Income Earned	Withdrawals	Balance	Transaction Number
12/01/2021	Beginning Balance			9,841,707.79	
12/31/2021	Income Dividend Reinvestment	578.76			
12/31/2021	Ending Balance			9,842,286.55	

Tel: (800) 707-6242

<https://www.texasclass.com/>



American Rescue Plan

Account Statement

December 31, 2021
Page 3 of 4

Account Number:

Account Summary

Average Monthly Yield: 0.0692%

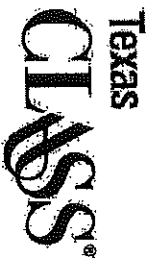
Texas CLASS	Beginning Balance	Contributions	Withdrawals	Income Earned	Income Earned YTD	Average Daily Balance	Month End Balance
	5,497,339.97	0.00	0.00	323.26	1,691.23	5,497,510.33	5,497,663.23

Transaction Activity

Transaction Date	Transaction Description	Contributions & Income Earned	Withdrawals	Balance	Transaction Number
12/01/2021	Beginning Balance			5,497,339.97	
12/31/2021	Income Dividend Reinvestment	323.26			
12/31/2021	Ending Balance			5,497,663.23	

Tel: (800) 707-6242

<https://www.texasclass.com/>



Texas CLASS

Texas CLASS

Date	Dividend Rate	Daily Yield
12/01/2021	0.000001654	0.06049%
12/02/2021	0.000001714	0.0626%
12/03/2021	0.000001822	0.06489%
12/04/2021	0.000000000	0.0648%
12/05/2021	0.000000000	0.0648%
12/06/2021	0.000001776	0.0648%
12/07/2021	0.000001899	0.0693%
12/08/2021	0.000001899	0.0693%
12/09/2021	0.000001944	0.0710%
12/10/2021	0.000005952	0.0724%
12/11/2021	0.000000000	0.0724%
12/12/2021	0.000000000	0.0724%
12/13/2021	0.000001990	0.0726%
12/14/2021	0.000001989	0.0726%
12/15/2021	0.000001970	0.0719%
12/16/2021	0.000001952	0.0712%
12/17/2021	0.000005901	0.0718%
12/18/2021	0.000000000	0.0718%
12/19/2021	0.000000000	0.0718%
12/20/2021	0.000001998	0.0729%
12/21/2021	0.000001930	0.0705%
12/22/2021	0.000001932	0.0705%
12/23/2021	0.000001652	0.0698%
12/24/2021	0.000000000	0.0698%
12/25/2021	0.000000000	0.0698%
12/26/2021	0.000000000	0.0698%
12/27/2021	0.000002010	0.0733%
12/28/2021	0.000001948	0.0711%
12/29/2021	0.000001752	0.0640%
12/30/2021	0.000001827	0.0677%
12/31/2021	0.000001794	0.0655%

Performance results are shown net of all fees and expenses and reflect the reinvestment of dividends and other earnings. Many factors affect performance including changes in market conditions and interest rates and in response to other economic, political, or financial developments. Investment involves risk including the possible loss of principal. No assurance can be given that the performance objectives of a given strategy will be achieved. Past performance is no guarantee of future results. Any financial and/or investment decision may incur losses.

Tel: (800) 707-6242

<https://www.texasclass.com/>